


**TIM MIXON (#22),
WENDELL HUNTER (#40)
and RYAN GUTIERREZ (#23)**



2004 in Review

2004 SEASON IN REVIEW



Tailback J.J. Arrington's diving TD in the season opener at Air Force sent the Bears soaring toward a record-setting 10-2 campaign in 2004.

BEARS' SEASON GOLDEN WITH 10-2 RECORD, NO. 9 RANKING

The 2004 season will forever be remembered as the year the California football returned to the national stage. The Golden Bears of '04 reached heights not seen in Berkeley since the legendary Pappy Waldorf guided the Blue & Gold to three consecutive Rose Bowls more than 50 years ago.

Among the long list of accomplishments achieved under third-year head coach Jeff Tedford were:

- Highest national regular-season ranking (No. 4) since 1952
- Most regular-season wins (10) since 1949
- First undefeated home record (5-0) since 1950
- Record average home attendance (64,019)

Tedford, who captured his second Pac-10 Coach of the Year award in three seasons, guided the Bears to an overall 10-2 mark and a runner-up standing in the Pac-10 with a 7-1 league record. Despite losing to Texas Tech, 45-31, in the Pacific Life Holiday Bowl in December, the Bears retained a No. 9 ranking in the final Associated Press and ESPN/USA Today polls – their first Top 10 finish at the end of the season since 1991.

Cal achieved its lofty status with a true team effort that saw the Bears rate among the NCAA Division I-A leaders in several offensive and defensive categories. Cal ended its campaign fifth nationally in total offense (school-record 492.42 ypg), sixth in rushing offense (256.75 ypg and NCAA-best 6.05 yards per carry) and seventh in scoring offense (36.75 ppg). The defensive numbers were nearly as impressive: Cal finished 24th in total D (320.92 ypg), second in rushing defense (82.5 ypg) and eighth in scoring defense (16.0 ppg).

Individually, eight Bears garnered first team All-Pac-10 notice – another

school record – and three players (TB J.J. Arrington, DE Ryan Riddle, C Marvin Philip) received first team All-America recognition. Arrington, who led the country in total rushing yards (2,018), also became the first Cal runner to pace the Pac-10 since Joe Kapp in 1958.


BCS DASHES CAL HOPES OF ROSE BOWL

Despite a No. 4 ranking in both major polls and losing only to No. 1 ranked USC during the regular season, Cal was deprived of a Rose Bowl berth when No. 5 Texas leapt over the Bears in the final BCS standings. Moments after hearing the news, Cal accepted an invitation to play Texas Tech in the Pacific Life Holiday Bowl. While understandably disappointed with being shut out of a BCS bowl, the trip to San Diego did make the Bears the first Cal team to earn bowl appearances in back-to-back years since the 1990 (Copper) and 1991 (Citrus) teams.

BEARS POST 3RD STRAIGHT WINNING SEASON FOR 1ST TIME SINCE '52

After wallowing in the Pac-10's lower division for more than a decade, Cal football was in dire need of dynamic leadership following a 1-10 season in 2001. The not-so-Golden Bears endured the worst record at the school in 104 years that season and were outscored by their opponents by an average margin of *three touchdowns* per game. Then, Jeff Tedford arrived in December 2001, and the new head coach quickly had Cal moving in the opposite direction. His 2002 club posted a 7-5 record– the school's first winning mark in nine years – and his '03 squad finished 8-6 overall, which included a 52-49 victory over Virginia Tech in the Insight Bowl. Last fall, Cal went 10-2, giving the Bears three consecutive winning seasons for the first time since Pappy Waldorf's teams reeled off six straight winning marks from 1947-52.

Linebacker Joe Maningo and the Cal defense posted back-to-back shutouts for the first time in nearly four decades.



CAL DEFENSE SPINS 1ST BACK-TO-BACK SHUTOUTS IN 36 YEARS

The State of Arizona could not muster a single point against Cal's suffocating defense during the 2004 season. In consecutive weeks, the Bears hung shutout victories on Arizona (38-0) Oct. 23 and Arizona State (27-0) Oct. 30 in Pac-10 games that proved to be breakout performances for the Cal unit. It marked the first time since 1968 that the Golden Bears blanked back-to-back opponents (10-0 vs. Colorado and 46-0 vs. San Jose State), and was the first time Cal posted consecutive conference shutouts since 1948 (42-0 vs. Oregon State and 21-0 at

Washington). The 38-0 whitewash of Arizona was the Bears' first shutout since 1999.

RUNNING GAME CLAIMS PAC-10 RUSHING TITLE

While Jeff Tedford has gained a gilded reputation as a quarterback guru – he has recruited and developed six QBs into eventual NFL first-round selections – there is much more to the Cal head coach than a passing fancy. A closer examination reveals that Tedford offenses have featured a balanced attack for many years. In fact, Tedford has been the architect behind offenses that have produced 1,000-yard rushers in each of his seasons in Berkeley – Joe Igber (2002), Adimchinobe Echemandu (2003) and J.J. Arrington (2004). The '03 squad averaged 168.3 ypg to become Cal's first team to lead the conference in rushing since Joe Kapp's 1958 club churned out 238.0 ypg. The Bears followed up that effort with a 256.8 ypg in 2004 rate to claim the league rushing title once again, more than 70 ypg more than No. 2 UCLA (184.9 ypg).

RECORD-SETTING OFFENSE SETS TOTAL YARDS MARK

With an attack that averaged 256.8 ypg on the ground and 235.7 ypg through the air, Cal obliterated the school record for total offense. Rolling out 492.4 yards of total offense per game, the Bears broke the old mark by more than 30 ypg (458.5, 1975). That figure also paced the Pac-10 and clearly outdistanced national champion USC (449.1 ypg). In addition, the Bears' average of 7.0 yards per play was nearly a full yard more than the previous school record of 6.1 ypp set by the 2003 club.

DEFENSE HOLDS 9 OF 12 OPPONENTS UNDER 100 YARDS RUSHING

Cal's rush defense, which ranked No. 2 in both the Pac-10 and NCAA by surrendering only 82.5 rpg, allowed only three opponents all year to break the 100-yard barrier. The two lowest totals came in the last two games of the regular season when Stanford managed just 24 yards on 30 carries and Southern Miss gained only 23 yards on 24 attempts. Even USC collected a mere 41 yards on the ground against the Bear D. Overall, Cal allowed just seven rushing touchdowns all year and limited opponents to 2.7 yards per rush.

TEDFORD 1ST CAL COACH IN 55 YEARS TO CLAIM 3 STRAIGHT BIG GAME WINS

Right or wrong, Cal and Stanford head coaches are judged by their success in Big Games. So far, so good for head coach Jeff Tedford, who pulled off his third straight victory in the series with a 41-6 verdict last fall. The 35-point decision marked the biggest point differential in the Big Game since Stanford defeated Cal, 41-0, in 1930, and it marked the largest Cal victory in a Big Game since a 72-7 triumph over Stanford in 1921. Tedford became the first Cal head coach in 55 years to lead his team to three straight Big Game victories. The last Bear coach to orchestrate the feat was Pappy Waldorf, who directed the Bears to triumphs in each of his first three seasons at the helm (1947-49). The last time Cal posted three straight wins in the Big Game was 1958-60, but the run came under two different head coaches (Pete Elliott in 1958 and 1959, and Marv Levy in 1960).

ARRINGTON LEADS NATION WITH 2,018 RUSHING YARDS

As the centerpiece of an offense that ranked sixth in the nation in rushing, tailback J.J. Arrington produced the most prolific season in school history, finishing the year with 2,018 yards on the ground – a figure that not only led all of Division I-A but was also the third-highest total in Pac-10 history, trailing only a pair of Heisman Trophy winners from USC (Marcus Allen, 2,427, 1981; Charles White, 2,050, 1979). The only runner to break the 100-yard barrier in every game last season, Arrington set the league record with his 12 consecutive 100-yard outings. Overall, the consensus first team All-American averaged 168.2 ypg – No. 2 nationally behind Jamario Thomas of North Texas – and his 7.0 yards per attempt was both a Pac-10 record (minimum 200 rushes) and the highest of any rusher ranked in the NCAA's Top 100. During the fall, Arrington achieved more than 200 yards twice – 205 yards on 29 carries vs. UCLA and 261 yards (No. 3 all-time at Cal) on 31 attempts at Southern Miss – and he had more than 170 yards on seven occasions. In addition, he established a school record for most touchdowns rushing (15) and fastest player to 1,000 yards (seventh game). Arrington,



Jonathan Giesel helped anchor a Cal offensive line that produced the nation's rushing leader in J.J. Arrington.

who transferred from College of the Canyons before the 2003 campaign, completed his two-year career ranked fifth on the Bears' all-time list with 2,625 yards and his total of 14 100-yard games stands only behind the 15 set by Russell White and Chuck Muncie in the Cal annals.

RODGERS HAS RECORD-SETTING DAY AT USC

Before a sellout crowd of 90,000 in the L.A. Coliseum, QB Aaron Rodgers completed his first 23 passes vs. USC en route to one of the greatest passing exhibitions in Bears' football history. Carving up the Trojans' defense for 267 yards, one touchdown and no interceptions on 29-of-34 accuracy, Rodgers showed the nation why he was one of the top quarterbacks in football. His 23 consecutive completions tied the single game NCAA record (Tennessee's Tee

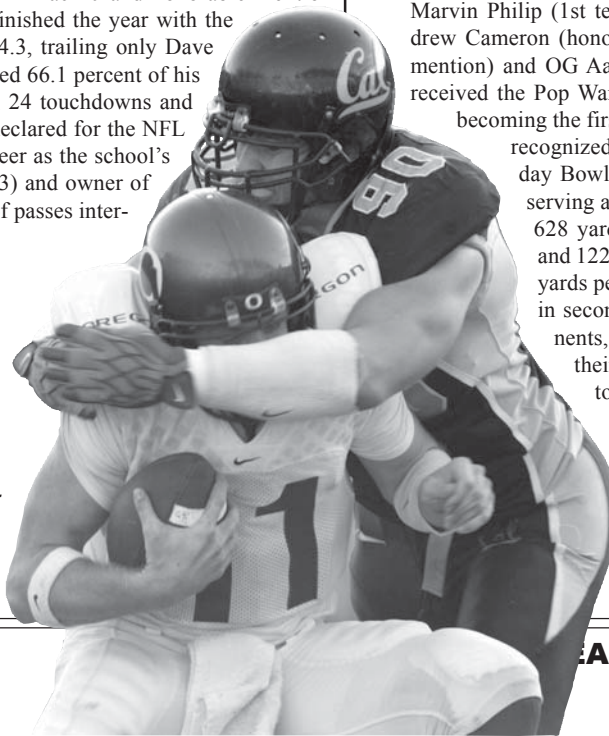


Aaron Rodgers completed a record-tying 23 consecutive passes vs. USC.

Martin vs. South Carolina, 1998), and he set an NCAA mark for most consecutive completions in a season with 26 (Martin, 24 in 1998), dating back to the Oregon State game. What's more, Rodgers established a new Cal record for completion percentage, as his .853 figure eclipsed the previous best of .852, set by Gale Gilbert (23-of-27) against Oregon State in 1983.

For the year, Rodgers, a first team All-Pac-10 and honorable mention Associated Press All-America choice, finished the year with the second-highest rating ever at Cal at 154.3, trailing only Dave Barr's 164.5 rating in 1993. He completed 66.1 percent of his attempts (209-for-316) for 2,566 yards, 24 touchdowns and just eight interceptions. Rodgers, who declared for the NFL draft after his junior year, ended his career as the school's career passer rating record holder (150.3) and owner of the Pac-10 mark for lowest percentage of passes intercepted (1.95%).

Defensive end Ryan Riddle earned first-team All-America honors and was the 2004 Pac-10 champion with a Cal-record 14.5 sacks.



McARTHUR LEAVES CAL AS SCHOOL'S NO. 1 RECEIVER

While his 2004 overall numbers did not match 2003's storybook 85-catch, 1,504-yard season, senior WR Geoff McArthur continued to play a vital role in Cal's football success, and by the end of the 2004 campaign, he stood atop Cal's all-time receptions and receiving yards lists. The Bear senior made school history in October at Arizona, as his six-catch, 94-yard effort propelled him past Bobby Shaw (2,731, 1994-97) to claim the school receiving yardage record. Then in the Big Game, McArthur chased down five passes for 47 yards, including a three-yard pass from backup QB Reggie Robertson in the fourth quarter that vaulted him past Dameane Douglas (195, 1995-98) into sole possession of first place on Cal's career receptions chart. Unfortunately, McArthur's Golden Bear career ended at Southern Miss when he fractured his left fibula against the Eagles. It marked the second straight year McArthur would miss a bowl game, as he broke an arm in practice the week of the '03 Insight Bowl. Still, McArthur ended his tenure in Berkeley with 202 catches for 3,188 yards and 20 touchdowns, and his 11 career 100-yard games matched Shaw for first in Cal history.

RIDDLE BREAKS CAL SEASON RECORD WITH 14.5 SACKS

A first team All-America choice by *The Sporting News*, senior DE Ryan Riddle finished the regular season with a flourish, amassing a pair of sacks in each of Cal's games vs. Washington, Stanford and Southern Miss. As a result, his 14.5 sacks on the season eclipsed Andre Carter's school record of 13.5 sacks set in 2000. On the national scene, Riddle finished third in sacks per game (1.21) and 10th in tackles for loss per game (1.58). In two years with the Bears after transferring from El Camino JC, he bagged 21.0 sacks to rank him seventh on the school's career list.

KNEE INJURY PUTS BREAKS ON LYMAN'S BIG YEAR

Saddled with injuries throughout his career, senior WR Chase Lyman had apparently turned over a new leaf in 2004. Finally healthy, Lyman was thriving as a starter along side Geoff McArthur. With his five-catch, 176-yard day at Oregon State Oct. 2 – the 176 yards were the 11th most by a Cal player in school history – the receiver entered the Oct. 9 USC tilt as the reigning Pac-10 Offensive Player of the Week. But a knee injury suffered in the second half against the Trojans required season-ending surgery, and an appeal for a sixth season of eligibility was turned down by the NCAA in April. Until the injury, Lyman ranked first among Division I-A receivers in yards per reception (29.6 yards per grab) and 10th in yards per game (103.5).

GOLDEN BEAR NOTES ...

All five starters on Cal's offensive line earned All-Pac-10 notice – C Marvin Philip (1st team), OT Ryan O'Callaghan (1st team), OT Andrew Cameron (honorable mention), OG Jonathan Giesel (honorable mention) and OG Aaron Merz (honorable mention) ... J.J. Arrington received the Pop Warner Award as the top senior on the West Coast, becoming the first Cal player since Deltha O'Neal in 1999 to be so recognized ... with its 45-31 loss to Texas Tech in the Holiday Bowl, Cal's postseason record fell to 6-8-1 ... despite serving as a backup to Arrington, Marshawn Lynch gained 628 yards rushing – including 121 yards at Washington and 122 yards vs. Stanford – and averaged an amazing 8.8 yards per attempt ... the Cal defense allowed only 5.6 ppg in second halves during the season, outscoring its opponents, 227-67, after intermission ... the Bears extended their home winning streak to seven games dating back to 2003 – the school's longest home win string since Pappy Waldorf's teams of 1947-50 reeled off 21 straight home victories ... Cal has scored 28 points or more in 27 of 38 games during the Tedford Era; prior to Tedford taking over the program in 2002, the Bears had reached the 28-point plateau only 10 times in their previous 48 contests.

2004 STATISTICS & RESULTS

2004 RESULTS

Date	Opponent	Score	Res	Overall Record	Pac-10 Record	Attend
Sept. 4	at Air Force	W	56-14	1-0-0	0-0-0	50075
Sept. 11	NEW MEXICO ST.	W	41-14	2-0-0	0-0-0	58949
Oct. 2	at Oregon State*	W	49-7	3-0-0	1-0-0	36003
Oct. 9	at USC*	L	17-23	3-1-0	1-1-0	90008
Oct. 16	UCLA*	W	45-28	4-1-0	2-1-0	69898
Oct. 23	at Arizona*	W	38-0	5-1-0	3-1-0	52049
Oct. 30	ARIZONA ST.*	W	27-0	6-1-0	4-1-0	52652
Nov. 6	OREGON*	W	28-27	7-1-0	5-1-0	65615
Nov. 13	at Washington*	W	42-12	8-1-0	6-1-0	63451
Nov. 20	STANFORD*	W	41-6	9-1-0	7-1-0	72981
Dec. 4	at Southern Miss	W	26-16	10-1-0	7-1-0	27480
Dec. 30	vs. Texas Tech**	L	31-45	10-2-0	7-1-0	63711

* Pac-10 Conference game

** Pacific Life Holiday Bowl (San Diego, CA)

TEAM STATISTICS

	Cal	Opp
SCORING	441	192
Points Per Game	36.8	16.0
FIRST DOWNS	291	200
Rushing	146	67
Passing	126	112
Penalty	19	21
RUSHING YARDAGE	3081	990
Yards gained rushing	3286	1368
Yards lost rushing	205	378
Rushing Attempts	509	368
Average Per Rush	6.1	2.7
Average Per Game	256.8	82.5
TDs Rushing	30	7
PASSING YARDAGE	2828	2861
Att-Comp-Int	331-219-8	426-221-10
Average Per Pass	8.5	6.7
Average Per Catch	12.9	12.9
Average Per Game	235.7	238.4
TDs Passing	27	17
TOTAL OFFENSE	5909	3851
Total Plays	840	794
Average Per Play	7.0	4.9
Average Per Game	492.4	320.9
KICK RETURNS: #-YARDS	22-478	54-1108
PUNT RETURNS: #-YARDS	27-299	18-195
INT RETURNS: #-YARDS	10-166	8-112
KICK RETURN AVERAGE	21.7	20.5
PUNT RETURN AVERAGE	11.1	10.8
INT RETURN AVERAGE	16.6	14.0
FUMBLES-LOST	12-10	22-10
PENALTIES-YARDS	71-673	86-704
Average Per Game	56.1	58.7
PUNTS-YARDS	47-1879	79-3275
Average Per Punt	40.0	41.5
Net punt average	35.8	37.7
TIME OF POSSESSION/GAME	32:40	27:20
3RD-DOWN CONVERSIONS	66/147	64/182
3rd-Down Pct	45%	35%
4TH-DOWN CONVERSIONS	5/9	6/18
4th-Down Pct	56%	33%
SACKS BY-YARDS	37-247	25-116
MISC YARDS	30	0
TOUCHDOWNS SCORED	59	24
FIELD GOALS-ATTEMPTS	9-17	9-13
PAT-ATTEMPTS	56-57	21-24
ATTENDANCE	320095	319066
Games/Avg Per Game	5/64019	6/53178
Neutral Site Games	1/63711	

SCORE BY QUARTERS

	1st	2nd	3rd	4th	Total	
California	103	111	86	141	-	441
Opponents	64	61	33	34	-	192

RUSHING

	GP	Att	Gain	Loss	Net	Avg	TD	Long	Avg/G
Arrington, J.J.	12	289	2056	38	2018	7.0	15	89	168.2
Lynch, Marshawn	12	71	645	17	628	8.8	8	70	52.3
Rodgers, Aaron	12	74	247	121	126	1.7	3	36	10.5
Williams, Terrell	12	13	109	0	109	8.4	2	25	9.1
O'Keith, Marcus	11	18	96	0	96	5.3	0	18	8.7
Manderino, Chris	12	12	52	0	52	4.3	0	12	4.3
Forsett, Justin	11	11	49	0	49	4.5	1	13	4.5
Lyman, Chase	4	1	13	0	13	13.0	0	13	3.2
Storer, Byron	12	2	6	0	6	3.0	0	3	0.5
Robertson, Reggie	11	2	5	0	5	2.5	1	5	0.5
Smith, Noah	7	1	5	0	5	5.0	0	5	0.7
Levy, Steve	8	2	3	0	3	1.5	0	2	0.4
Jordan, Robert	8	1	0	4	-4	-4.0	0	0	-0.5
Team	8	12	0	25	-25	-2.1	0	0	-3.1
Total	12	509	3286	205	3081	6.1	30	89	256.8
Opponents	12	368	1368	378	990	2.7	7	57	82.5

PASSING

	GP	Efficiency	Att-Cmp-Int	Pct	Yards	TD	Long	Avg/G
Rodgers, Aaron	12	154.35	316-209-8	66.1	2566	24	80	213.8
Robertson, Reggie	11	216.27	9-6-0	66.7	121	1	58	11.0
Williams, Terrell	12	714.40	2-2-0	100.0	107	1	79	8.9
Lynch, Marshawn	12	407.80	2-2-0	100.0	34	1	20	2.8
Lyman, Chase	4	0.00	1-0-0	0.0	0	0	0	0.0
Team	8	0.00	1-0-0	0.0	0	0	0	0.0
Total	12	160.02	331-219-8	66.2	2828	27	80	235.7
Opponents	12	116.77	426-221-10	51.9	2861	17	77	238.4

RECEIVING

	GP	No.	Yds	Avg	TD	Long	Avg/G
McArthur, Geoff	11	57	862	15.1	7	80	78.4
Jordan, Robert	8	29	332	11.4	2	29	41.5
Cross, Garrett	11	28	339	12.1	5	49	30.8
Arrington, J.J.	12	21	121	5.8	0	30	10.1
Lynch, Marshawn	12	19	147	7.7	2	29	12.2
Makonnen, Jonathan	7	15	170	11.3	1	17	24.3
Lyman, Chase	4	14	414	29.6	5	79	103.5
Manderino, Chris	12	11	125	11.4	2	36	10.4
Toler, Burl	7	8	78	9.8	1	27	11.1
Stevens, Craig	12	4	61	15.2	1	26	5.1
Gray, David	6	4	39	9.8	0	24	6.5
Storer, Byron	12	2	81	40.5	1	58	6.8
Smith, Noah	7	2	16	8.0	0	12	2.3
Williams, Terrell	12	1	20	20.0	0	20	1.7
Rodgers, Aaron	12	1	10	10.0	0	10	0.8
Levy, Steve	8	1	9	9.0	0	9	1.1
DeSa, Sam	5	1	3	3.0	0	3	0.6
Rust, John	10	1	1	1.0	0	1	0.1
Total	12	219	2828	12.9	27	80	235.7
Opponents	12	221	2861	12.9	17	77	238.4

TOTAL OFFENSE

	G	Plays	Rush	Pass	Total	Avg/G
Rodgers, Aaron	12	390	126	2566	2692	224.3
Arrington, J.J.	12	289	2018	0	2018	168.2
Lynch, Marshawn	12	73	628	34	662	55.2
Williams, Terrell	12	15	109	107	216	18.0
Robertson, Reggie	11	11	5	121	126	11.5
O'Keith, Marcus	11	18	96	0	96	8.7
Manderino, Chris	12	12	52	0	52	4.3
Forsett, Justin	11	11	49	0	49	4.5
Lyman, Chase	4	2	13	0	13	3.2
Storer, Byron	12	2	6	0	6	0.5
Smith, Noah	7	1	5	0	5	0.7
Levy, Steve	8	2	3	0	3	0.4
Jordan, Robert	8	1	-4	0	-4	-0.5
Team	8	13	-25	0	-25	-3.1
Total	12	840	3081	2828	5909	492.4
Opponents	12	794	990	2861	3851	320.9

PUNT RETURNS

	No.	Yards	Avg	TD	Long
Mixon, Tim	25	277	11.1	0	51
Hampton, Brandon	1	13	13.0	0	13
Van Hoesen, Greg	1	9	9.0	0	0
Forsett, Justin	0	0	0.0	1	0
Total	27	299	11.1	1	51
Opponents	18	195	10.8	0	41

INTERCEPTIONS

	No.	Yards	Avg	TD	Long
Mixon, Tim	3	58	19.3	1	58
Hunter, Wendell	2	43	21.5	0	22
Giordano, Matt	1	0	0.0	0	0
Bundy, Randy	1	5	5.0	0	5
Gutierrez, Ryan	1	15	15.0	0	15
Smith, Harrison	1	13	13.0	0	13
Kelly, Steve	1	21	21.0	0	21
Total	10	166	16.6	1	58
Opponents	8	112	14.0	0	48

KICK RETURNS

	No.	Yards	Avg	TD	Long
Lynch, Marshawn	15	372	24.8	0	69
Williams, Terrell	6	95	15.8	0	28
Forsett, Justin	1	11	11.0	0	11
Total	22	478	21.7	0	69
Opponents	54	1108	20.5	0	84

SCORING

	TD	PATs						Saf	Points
		FGs	Kick	Rush	Rcv	Pass	DXP		
Arrington, J.J.	15	0-0	0-0	0-0	0	0-0	0	0	90
Schneider, Tom	0	9-16	56-57	0-0	0	0-0	0	0	83
Lynch, Marshawn	10	0-0	0-0	0-0	0	0-0	0	0	60
McArthur, Geoff	7	0-0	0-0	0-0	0	0-0	0	0	42
Lyman, Chase	5	0-0	0-0	0-0	1	0-0	0	0	32
Cross, Garrett	5	0-0	0-0	0-0	0	0-0	0	0	30
Rodgers, Aaron	3	0-0	0-0	0-0	0	1-2	0	0	18
Manderino, Chris	2	0-0	0-0	0-0	0	0-0	0	0	12
Williams, Terrell	2	0-0	0-0	0-0	0	0-0	0	0	12
Forsett, Justin	2	0-0	0-0	0-0	0	0-0	0	0	12
Jordan, Robert	2	0-0	0-0	0-0	0	0-0	0	0	12
Mixon, Tim	1	0-0	0-0	0-0	0	0-0	0	0	6
Toler, Burl	1	0-0	0-0	0-0	0	0-0	0	0	6
Makonnen, Jonathan	1	0-0	0-0	0-0	0	0-0	0	0	6
Storer, Byron	1	0-0	0-0	0-0	0	0-0	0	0	6
Robertson, Reggie	1	0-0	0-0	0-0	0	0-0	0	0	6
Stevens, Craig	1	0-0	0-0	0-0	0	0-0	0	0	6
Hunter, Wendell	0	0-0	0-0	0-0	0	0-0	1	0	2
Lonie, David	0	0-1	0-0	0-0	0	0-0	0	0	0
Total	59	9-17	56-57	0-0	1	1-2	1	0	441
Opponents	24	9-13	21-24	0-0	0	0-0	0	0	192

FIELD GOALS

	FGM-FGA	Pct	01-19	20-29	30-39	40-49	50-99	Lg	Blk
Lonie, David	0-1	0.0	0-0	0-0	0-0	0-0	0-1	0	0
Schneider, Tom	9-16	56.2	0-0	5-5	1-6	3-5	0-0	48	0

PUNTING

	No.	Yds	Avg	Long	TB	FC	I20	Blkd
Lonie, David	47	1879	40.0	61	2	7	22	0
Total	47	1879	40.0	61	2	7	22	0
Opponents	79	3275	41.5	62	9	21	20	1

KICKOFFS

	No.	Yards	Avg	TB	OB	Retn	Net	YdLn
Binswanger, Anthony	73	4078	55.9	15	10			
Lonie, David	6	324	54.0	0	1			
Everett, Lucas	1	65	65.0	0	0			
Total	80	4467	55.8	15	11	1408	38.2	26
Opponents	43	2533	58.9	15	5	778	40.8	24

ALL PURPOSE

	G	Rush	Rec	PR	KOR	IR	Tot	Avg/G
Arrington, J.J.	12	2018	121	0	0	0	2139	178.2
Lynch, Marshawn	12	628	147	0	372	0	1147	95.6
McArthur, Geoff	11	0	862	0	0	0	862	78.4
Lyman, Chase	4	13	414	0	0	0	427	106.8
Cross, Garrett	11	0	339	0	0	0	339	30.8
Mixon, Tim	12	0	0	277	0	58	335	27.9
Jordan, Robert	8	-4	332	0	0	0	328	41.0
Williams, Terrell	12	109	20	0	95	0	224	18.7
Manderino, Chris	12	52	125	0	0	0	177	14.8
Makonnen, Jonathan	7	0	170	0	0	0	170	24.3
Rodgers, Aaron	12	126	10	0	0	0	136	11.3
O'Keith, Marcus	11	96	0	0	0	0	96	8.7
Storer, Byron	12	6	81	0	0	0	87	7.2
Toler, Burl	7	0	78	0	0	0	78	11.1
Stevens, Craig	12	0	61	0	0	0	61	5.1
Forsett, Justin	11	49	0	0	11	0	60	5.5
Hunter, Wendell	11	0	0	0	0	43	43	3.9
Gray, David	6	0	39	0	0	0	39	6.5
Kelly, Steve	3	0	0	0	0	21	21	7.0
Smith, Noah	7	5	16	0	0	0	21	3.0
Gutierrez, Ryan	12	0	0	0	0	15	15	1.2
Smith, Harrison	12	0	0	0	0	13	13	1.1
Hampton, Brandon	8	0	0	13	0	0	13	1.6
Levy, Steve	8	3	9	0	0	0	12	1.5
Slater, Sid	12	0	0	0	0	11	11	0.9
Van Hoesen, Greg	8	0	0	9	0	0	9	1.1
Bundy, Randy	3	0	0	0	0	5	5	1.7
Robertson, Reggie	11	5	0	0	0	0	5	0.5
DeSa, Sam	5	0	3	0	0	0	3	0.6
Rust, John	10	0	1	0	0	0	1	0.1
Team	8	-25	0	0	0	0	-25	-3.1
Total	12	3081	2828	299	478	166	6852	571.0
Opponents	12	990	2861	195	1108	112	5266	438.8

DEFENSIVE LEADERS

	GP	UT	AT	Total	TFL	Sacks	Int	BrUp	FR	FF
Gutierrez, Ryan	12	50	29	79	2.0-3	0	1-15	4	1-0	2
Hunter, Wendell	11	53	17	70	6.0-21	3.0-11	2-43	3	1-16	0
Giordano, Matt	12	41	20	61	1.5-4	1.0-2	1-0	6	0	2
Riddle, Ryan	12	38	10	48	19.0-143	14.5-122	0	1	1-0	3
Maningo, Joe	12	29	16	45	9.0-45	6.0-40	0	0	0	1
Slater, Sid	12	19	20	39	1.5-3	0	0-11	2	0	1
McCleskey, Donnie	11	27	11	38	3.5-17	2.0-14	0	5	1-14	0
Smith, Harrison	12	22	9	31	0	0	1-13	17	1-0	0
Sverchek, Tom	12	21	9	30	6.0-41	5.5-35	0	1	1-0	0
Mixon, Tim	12	26	2	28	0	0	3-58	6	0	1
Alexander, Lorenzo	12	17	11	28	4.5-17	1.5-7	0	2	1-0	1
Hughes, Daymeion	12	21	5	26	0	0	0	6	0	1
Mebane, Brandon	12	20	5	25	6.0-24	2.5-13	0	1	0	0
Foltz, Ryan	11	14	11	25	1.0-3	0	0	2	0	0
Blay-Miezah, Francis	12	15	10	25	4.0-5	0	0	0	0	0
McGrath, Mike	12	12	7	19	0	0	0	0	0	0
Tago, Ray	10	8	1	9	2.0-4	0	0	0	1-0	0
DeCoud, Thomas	10	6	3	9	0	0	0	0	1-0	0
Williams, Terrell	12	6	1	7	0	0	0	0	0	0
Storer, Byron	12	4	3	7	0	0	0	0	0	0
Tremblay, Brian	12	5	1	6	0	0	0	0	0	0
Kelly, Steve	3	5	1	6	1.0-9	1.0-9	1-21	0	0	0
Hampton, Brandon	8	4	1	5	0	0	0	0	0	0
O'Keith, Marcus	11	4	1	5	0	0	0	0	0	1
Briner, Andy	2	3	1	4	0	0	0	0	0	0
Malele, Matt	10	2	2	4	0	0	0	1	0	0
Mbakogu, Phillip	6	1	2	3	0	0	0	0	0	0
Van Hoesen, Greg	8	1	2	3	0	0	0	1	0	0
McCurdy, Tag	12	2	1	3	0	0	0	0	1-0	0
Forsett, Justin	11	3	0	3	0	0	0	0	0	0
Manderino, Chris	12	3	0	3	0	0	0	0	0	0
Lonie, David	12	2	1	3	0	0	0	0	0	0
Team	8	3	0	3	2.0-4	0	0	0	0	1
Robertson, Reggie	11	1	1	2	0	0	0	0	0	0
Lynch, Marshawn	12	2	0	2	0	0	0	0	0	0
Binswanger, Anthony	11	2	0	2	0	0	0	0	0	0
Merz, Aaron	12	2	0	2	0	0	0	0	0	0
McArthur, Geoff	12	1	0	1	0	0	0	0	0	1
Cafaro, J.D.	12	0	1	1	0	0	0	0	0	0
Total	12	497	216	713	69-343	37-247	10-166	59	10-30	15
Opponents	12	552	268	820	59-214	25-116	8-112	32	10-0	8

2004 INDIVIDUAL GAME HIGHS

RUSHING

Rushing Attempts	31, J.J. Arrington at Southern Miss, Dec. 4, 2004
Net Rushing Yards	261, J.J. Arrington at Southern Miss, Dec. 4, 2004
Long Rush	89, J.J. Arrington at Air Force, Sept. 4, 2004
Touchdown Rushes	3, J.J. Arrington at Air Force, Sept. 4, 2004 3, J.J. Arrington vs. New Mexico State, Sept. 11, 2004

PASSING

Pass Attempts	42, Aaron Rodgers vs. Texas Tech, Dec. 30, 2004
Pass Completions	29, Aaron Rodgers at USC, Oct. 9, 2004
Passing Yards	275, Aaron Rodgers vs. Oregon, Nov. 6, 2004
Long Pass	80, Aaron Rodgers to Geoff McArthur vs. UCLA, Oct. 16, 2004
Touchdown Passes	4, Aaron Rodgers vs. UCLA, Oct. 16, 2004

RECEIVING

Receptions	9, Geoff McArthur vs. UCLA, Oct. 16, 2004
Yards Receiving	176, Chase Lyman at Oregon State, Oct. 2, 2004
Long Reception	80, Geoff McArthur from Aaron Rodgers vs. UCLA, Oct. 16, 2004
Touchdowns Receiving	3, Chase Lyman at Oregon State, Oct. 2, 2004

FIELD GOALS

Field Goals	2, Tom Schneider vs. Arizona State, Oct. 30, 2004 2, Tom Schneider vs. Stanford, Nov. 20, 2004
Field Goal Attempts	4, Tom Schneider vs. Arizona State, Oct. 30, 2004
Long Field Goal	48, Tom Schneider vs. Arizona State, Oct. 30, 2004

PUNTING

Punts	7, David Lonie vs. Texas Tech, Dec. 30, 2004
Punt Average	48.8, David Lonie at Arizona, Oct. 23, 2004
Long Punt	61, David Lonie at Arizona, Oct. 23, 2004

PUNT RETURNS

Returns	3, many times, last by Tim Mixon vs. Stanford, Nov. 20, 2004
Return Yards	61, Tim Mixon at Arizona, Oct. 23, 2004 61, Tim Mixon vs. Stanford, Nov. 20, 2004
Long Return	51, Tim Mixon vs. Stanford, Nov. 20, 2004

KICKOFF RETURNS

Returns	6, Marshawn Lynch vs. Texas Tech, Dec. 30, 2004
Return Yards	115, Marshawn Lynch vs. Texas Tech, Dec. 30, 2004
Long Return	69, Marshawn Lynch at Oregon State, Oct. 2, 2004

INTERCEPTIONS


Interceptions	2, Wendell Hunter at Washington, Nov. 13, 2004
Return Yards	58, Tim Mixon vs. Arizona State, Oct. 30, 2004
Long Return	58, Tim Mixon vs. Arizona State, Oct. 30, 2004

TACKLES


Total Tackles	14, Sid Slater at Air Force, Sept. 4, 2004
Tackles for Loss	3.5, Ryan Riddle vs. New Mexico State, Sept. 11, 2004
Sacks	2.0, Ryan Riddle at Oregon State, Oct. 2, 2004 2.0, Ryan Riddle at Washington, Nov. 13, 2004 2.0, Ryan Riddle vs. Stanford, Nov. 20, 2004 2.0, Tom Sverchek vs. Stanford, Nov. 20, 2004 2.0, Ryan Riddle at Southern Miss, Dec. 4, 2004



Chase Lyman



Wendell Hunter




Sid Slater

2004 TEAM GAME HIGHS

California

Opponent

First Downs	29 vs. New Mexico State, Sept. 11, 2004	30 vs. Texas Tech, Dec. 30, 2004
Rushing First Downs	17 vs. New Mexico State, Sept. 11, 2004	13 at Air Force, Sept. 4, 2004
Passing First Downs	16 at USC, Oct. 9, 2004	18 vs. Texas Tech, Dec. 30, 2004
First Downs by Penalty	4 at Oregon State, Oct. 2, 2004	4 vs. Texas Tech, Dec. 30, 2004
	4 vs. Stanford, Nov. 20, 2004	
Points	56 at Air Force, Sept. 4, 2004	45 vs. Texas Tech, Dec. 30, 2004
Rushing Attempts	51 vs. Stanford, Nov. 20, 2004	53 at Air Force, Sept. 4, 2004
Net Rushing Yards	342 at Air Force, Sept. 4, 2004	182 at Air Force, Sept. 4, 2004
Yards per Rush	8.2 vs. New Mexico State, Sept. 11, 2004	5.0 vs. Arizona State, Oct. 30, 2004
Touchdowns Rushing	7 at Air Force, Sept. 4, 2004	3 vs. Texas Tech, Dec. 30, 2004
Pass Attempts	42 vs. Texas Tech, Dec. 30, 2004	60 vs. Texas Tech, Dec. 30, 2004
Pass Completions	29 at USC, Oct. 9, 2004	39 vs. Texas Tech, Dec. 30, 2004
Interceptions	2 at Oregon State, Oct. 2, 2004	3 at Washington, Nov. 13, 2004
	2 at Arizona, Oct. 23, 2004	
	2 at Washington, Nov. 13, 2004	
Passing Yards	277 at Oregon State, Oct. 2, 2004	520 vs. Texas Tech, Dec. 30, 2004
Touchdowns	5 at Oregon State, Oct. 2, 2004	4 vs. UCLA, Oct. 16, 2004
		4 vs. Oregon, Nov. 6, 2004
Total Plays	81 vs. Texas Tech, Dec. 30, 2004	81 vs. Texas Tech, Dec. 30, 2004
Total Yards	611 vs. New Mexico State, Sept. 11, 2004	597 vs. Texas Tech, Dec. 30, 2004
Yards per Play	9.2 at Air Force, Sept. 4, 2004	7.4 vs. Texas Tech, Dec. 30, 2004
Fumbles	4 at USC, Oct. 9, 2004	5 vs. Arizona State, Oct. 30, 2004
Fumbles Lost	3 at USC, Oct. 9, 2004	4 vs. Arizona State, Oct. 30, 2004
Penalties	12 vs. Stanford, Nov. 20, 2004	14 vs. Stanford, Nov. 20, 2004
Penalty Yards	102 vs. Stanford, Nov. 20, 2004	126 vs. Stanford, Nov. 20, 2004
Kickoff Returns	7 vs. Texas Tech, Dec. 30, 2004	6 at Washington, Nov. 13, 2004
Kickoff Return Yards	126 vs. Texas Tech, Dec. 30, 2004	124 at USC, Oct. 9, 2004
Punt Returns	4 at Air Force, Sept. 4, 2004	4 at Arizona, Oct. 23, 2004
Punt Return Yards	72 at Air Force, Sept. 4, 2004	59 at Arizona, Oct. 23, 2004
Tackles for Loss	9 at UCLA, Oct. 9, 2004	11 at USC, Oct. 9, 2004
Tackles for Loss Yards	61 vs. Stanford, Nov. 20, 2004	45 at USC, Oct. 9, 2004
Sacks	6 vs. Stanford, Nov. 20, 2004	5 at USC, Oct. 9, 2004
Time of Possession	37:11 at USC, Oct. 9, 2004	33:10 at Air Force, Sept. 4, 2004



David Lonie



Marshawn Lynch



Tim Mixon

2004 INDIV. GAME-BY-GAME STATS

RUSHING

<i>(Att-Yds-TD)</i>	<i>Arrington</i>	<i>Lynch</i>	<i>Manderino</i>	<i>O'Keith</i>	<i>Rodgers</i>	<i>Williams</i>
at Air Force	16-181-3	7-92-1	0-0-0	0-0-0	6-(-1)-1	4-30-1
New Mexico State	16-177-3	5-44-0	2-12-0	6-32-0	4-15-0	5-46-1
at Oregon State	22-108-1	4-24-0	1-4-0	4-10-0	5-(-7)-1	0-0-0
at USC	21-112-0	8-36-1	3-15-0	0-0-0	10-7-0	0-0-0
UCLA	29-205-2	5-41-0	1-1-0	0-0-0	4-17-0	1-25-0
at Arizona	24-135-1	4-15-1	2-8-0	3-19-0	5-12-0	1-0-0
Arizona State	30-188-1	3-42-0	0-0-0	0-0-0	8-(-4)-0	2-8-0
Oregon	26-188-1	7-25-0	0-0-0	0-0-0	3-6-0	0-0-0
at Washington	22-121-1	9-121-2	0-0-0	2-22-0	9-42-0	0-0-0
Stanford	27-169-1	9-122-1	1-1-0	3-13-0	7-0-0	0-0-0
at Southern Miss	31-261-0	5-40-1	1-5-0	0-0-0	5-23-0	0-0-0
vs. Texas Tech	25-173-1	5-26-1	1-6-0	DNP	8-16-1	0-0-0

PASSING

<i>(Att-Comp-Int-Yds-TD)</i>	<i>Robertson</i>	<i>Rodgers</i>
at Air Force	2-1-0-23-0	16-11-0-208-1
New Mexico State	2-1-0-9-0	26-20-0-266-2
at Oregon State	1-1-0-58-1	16-12-2-140-3
at USC	0-0-0-0-0	34-29-0-267-1
UCLA	0-0-0-0-0	29-19-0-260-4
at Arizona	2-1-0-4-0	27-20-2-235-3
Arizona State	0-0-0-0-0	29-15-0-165-1
Oregon	0-0-0-0-0	32-21-0-275-3
at Washington	0-0-0-0-0	23-12-2-161-2
Stanford	2-2-0-27-0	14-11-0-120-1
at Southern Miss	0-0-0-0-0	28-15-1-223-1
vs. Texas Tech	0-0-0-0-0	42-24-1-246-1

RECEIVING

<i>(Rec-Yds-TD)</i>	<i>Arrington</i>	<i>Cross</i>	<i>Jordan</i>	<i>Lyman</i>	<i>Lynch</i>	<i>Makonnen</i>	<i>McArthur</i>	<i>Toler</i>
at Air Force	2-20-0	2-53-0	DNP	3-99-1	1-8-0	INJ	1-7-0	1-5-0
New Mexico State	3-20-0	6-65-1	DNP	4-111-1	1-(-1)-0	INJ	2-31-0	3-37-0
at Oregon State	1-(-6)-0	0-0-0	DNP	5-176-3	1-(-5)-0	0-0-0	4-46-0	0-0-0
at USC	4-26-0	5-40-0	DNP	2-28-0	3-9-0	2-22-0	7-101-1	3-16-0
UCLA	2-6-0	4-53-1	0-0-0	INJ	1-27-1	1-(-1)-0	9-163-2	0-0-0
at Arizona	0-0-0	3-46-0	5-40-0	INJ	1-3-0	3-39-1	6-94-1	INJ
Arizona State	2-0-0	0-0-0	7-116-1	INJ	2-9-0	INJ	3-34-0	INJ
Oregon	2-3-0	INJ	4-24-0	INJ	3-41-0	INJ	8-121-2	INJ
at Washington	1-7-0	2-28-1	3-38-0	INJ	1-29-1	INJ	6-73-0	INJ
Stanford	2-17-0	1-3-0	3-53-1	INJ	1-3-0	INJ	5-47-0	1-20-1
at Southern Miss	1-(-2)-0	2-25-1	2-25-0	INJ	2-14-0	1-11-0	6-145-1	INJ
vs. Texas Tech	1-30-0	3-26-1	5-36-0	INJ	2-10-0	8-99-0	INJ	0-0-0

TACKLES

<i>(UA-AT-TT-TFL-Sack)</i>	<i>Alexander</i>	<i>Giordano</i>	<i>Gutierrez</i>	<i>Hunter</i>	<i>McCleskey</i>	<i>Riddle</i>	<i>Slater</i>	<i>Svercek</i>
at Air Force	2-2-4-0-0	4-7-11-0-0	4-9-13-3-0	INJ	4-2-6-2-1	3-1-4-1-0	6-8-14-2-0	0-0-0-0-0
New Mexico State	1-0-1-0-0	8-0-8-0-0	2-0-2-0-0	0-0-0-0-0	2-1-3-0-0	3-2-5-3.5-1.5	3-2-5-1-1	1-1-2-0.5-0.5
at Oregon State	0-3-3-1-0	4-2-6-2-1	2-5-7-1-0	8-2-10-0-0	INJ	4-0-4-2-2	0-2-2-1-0	0-1-1-0-0
at USC	1-0-1-0-0	1-1-2-0-0	3-1-4-0-0	8-1-9-2-1	0-1-1-0.5-0	5-1-6-2.5-1.5	1-0-1-0-0	1-0-1-0-0
UCLA	3-1-4-3-0	5-0-5-0-0	3-1-4-0-0	7-0-7-0-0	4-2-6-1-1	3-0-3-1-1	1-2-3-0-0	0-1-1-1-0
at Arizona	1-1-2-0-0	3-3-6-0-0	4-2-6-0-0	7-3-10-1-0	2-0-2-0-0	2-2-4-1-0	1-2-3-0-0	3-0-3-2-1
Arizona State	1-0-1-0-0	6-0-6-0-0	6-1-7-0-0	6-1-7-2-2	3-3-6-0-0	2-0-2-1-1	0-0-0-0-0	1-1-2-0-0
Oregon	1-1-2-0-0	3-0-3-0-0	10-1-11-0-0	1-0-1-0-0	1-0-1-0-0	4-1-5-2-1.5	3-0-3-0-0	5-0-5-1-1
at Washington	0-1-1-0-0	2-5-7-0-0	3-2-5-0-0	6-4-10-0-0	2-0-2-0-0	2-2-4-2-2	1-1-2-0-0	2-3-5-0-0
Stanford	2-0-2-1-1	2-0-2-0-0	4-0-4-0-0	2-0-2-0-0	1-1-2-0-0	2-0-2-2-2	3-1-4-0-0	6-0-6-2-2
at Southern Miss	2-1-3-0-0	0-1-1-0-0	5-4-9-0-0	4-5-9-1-0	2-0-2-0-0	5-1-6-2-2	1-2-3-0-0	0-2-2-0-0
vs. Texas Tech	2-0-2-0-0	4-1-5-0-0	4-3-7-0-0	4-1-5-0-0	6-1-7-0-0	3-0-3-0-0	0-0-0-0-0	1-0-1-0-0

KEY 2004 SENIOR BIOGRAPHIES



LORENZO ALEXANDER

DT 6-3 300
Berkeley, CA (St. Mary's HS)

The frontline leader of the nation's No. 2 rushing defense, Alexander was a dominant interior lineman who started every game for the Bears in 2004 ... a second team All-Pac-10 honoree ... registered 28 total tackles (17 solo), 4.5 tackles for loss (17 yards) and two sacks (7 yards) ... opened the season with four tackles at Air Force (2 solo) ... had a big game vs. UCLA with four tackles, three of them for losses (3 solo) ... added four tackles vs. Oregon (2 solo) ... sacks came vs. Oregon and Stanford ... received the team's Everett Merriman Award for community service and served as one of Cal's team captains ... **2003** ... named honorable mention All-Pac-10 ... one of two defensive team captains, along with Donnie McCleskey ... given the Brick Muller Award as the team's most valuable defensive lineman after surpassing his career-high tackles mark in 2004 with 33 stops ... **2002** ... earned All-Pac-10 honorable mention notice ... posted 25 tackles (19 solo), five tackles for losses, one sack and one fumble recovery in winning the Bob Tessier Award as Cal's Most Improved Lineman on defense ... also blocked two kicks on special teams ... played in all 12 games, drawing six starts (Game 1 and Games 8-12) ... paramount effort came in Cal's 17-12 win over UCLA Oct. 19 when he bagged four tackles, including two stops for losses of six yards, and recovered a critical fumble ... tallied his lone sack of the season in the Big Game against Stanford ... **2001** ... played in all 11 games as a true freshman ... pocketed 24 tackles (including five for losses of 15 yards), one sack and one fumble recovery in earning 2001 Pac-10 All-Freshmen first team honors from *The Sporting News* ... started last five games at defensive tackle, a period in which he notched 16 tackles ... punched out season-high six tackles in the Big Game at Stanford ... credited with a fumble recovery, a blocked extra-point and a pass defended against eventual Pac-10 champion Oregon.

ALEXANDER'S CAREER STATISTICS

Year	UT	AT	TT	Loss	Sacks	Int	FR
2001	20	4	24	5.0-15	1-7	0	1
2002	19	6	25	5.0-13	1-5	0	1
2003	21	12	33	3.5-8	1-4	0	1
2004	17	11	28	4.5-17	2-7	0	1
Totals	77	33	110	18.0-53	6-23	0	4



J.J. ARRINGTON

TB 5-11 210
Nashville, NC (College of the Canyons)

Unleashed one of the greatest rushing seasons in Pac-10 history and arguably the most productive of any 2004 running back in the nation ... voted a consensus first team All-America (AP, FWAA, Sports Illustrated.com, *The Sporting News*, ESPN.com) ... named Cal's co-Offensive MVP with Aaron Rodgers and served as a team co-captain ... the country's only 2,000+ yard rusher when he totaled 2,018 yards ... led the NCAA in total rushing yards and yards per carry, was the only player to rush for 100+ yards in every game and gained the most yards by a Pac-10 rusher in 23 years ... averaged 7.0 yards per carry, best among the NCAA's Top 100 rushers and a Pac-10 record (minimum 200 attempts) ... the NCAA's No. 2 rusher in yards per game (168.2 ypg) and added a school-record 15 rushing touchdowns ... claimed the third-best Pac-10 single-season rushing total ever with a 173-yard performance in the Holiday Bowl ... recorded the best single-season Pac-10 rushing total since 1981 (Marcus Allen - 2,427 yards) ... Cal's all-time single-season rusher, eclipsing Chuck Muncie's 1975 mark of 1,460 yards ... the first Cal player to win Pac-10 rushing title since QB Joe Kapp in 1958 ... rushed for 169+ yards eight times in 2004, and nine times in his career, in

only 13 career starts ... ranked No. 6 in the NCAA with 178.25 yards per game all-purpose running ... surpassed the 1,000-yard plateau in seventh game, the fastest ever at Cal ... had 12 consecutive 100+ yard games in 2004, a school record (old mark: 4, Chuck Muncie, 1975), and broke the Pac-10 single-season record in the Holiday Bowl for most 100-yard games (11, Marcus Allen, 1981) ... holds eight of Cal's Top 33 rushing performances ... No. 5 all-time at Cal with 2,625 career yards ... career average of 6.6 yards per carry is the highest in school history ... 89-yard run in season opener at Air Force was eighth-longest in Cal history ... only player to rush for 100+ yards against USC in 2004 ... his 261 yards at Southern Miss was the third-best rushing performance in Cal history and the most yards by a Bear in a single game since 1954 ... twice named 2004 Pac-10 Offensive Player of the Week, Oct. 16 and Oct. 30 ... one of three Doak Walker Award finalists, recognizing the nation's top running back ... **2003** ... churned out a conference-leading 5.7 yards per rush (tied with Arizona State's Loren Wade), netting 607 yards on 107 carries in 13 games as Pac-10's No. 10 rusher ... also caught 21 passes for 178 yards and scored eight touchdowns (5 rushing, 3 receiving) ... coming off the bench in the Insight Bowl, led the Bears in rushing with 37 yards on 11 carries and also snagged five passes for 38 yards, including a 13-yard touchdown strike with 30 seconds left before halftime ... averaged 13.2 yards per carry in shredding Washington's defense for 185 yards and one touchdown on only 14 attempts in his second-ever Cal start in place of regular tailback Adimchinobe Echemandu (knee) ... also caught a 30-yard pass from Aaron Rodgers vs. UW, giving him 215 total yards of offense ... prior to that Washington game, enjoyed two other big outings, rushing for 114 yards on 16 attempts in Cal's 34-2 romp over Southern Miss, and 92 yards and two TDs on 11 carries in the Bears' 42-14 conquest of Arizona.

ARRINGTON'S CAREER STATISTICS

Year	Att	Yds	Avg	TD	Long
2003	107	607	5.7	5	68
2004	289	2,018	7.0	15	89
Totals	396	2,625	6.6	20	89



FRANCIS BLAY-MIEZAH

LB 6-2 230
West Covina, CA (Mt. San Antonio College)

Blay-Miezah earned seven starts during his senior year ... tallied 25 total tackles, 15 of them unassisted, and 4.0 for loss ... had a season-high three solo tackles at Washington ... added season-high five total tackles vs. Texas Tech ... **2003** ... started 13 games at outside linebacker in his first season at Cal ... ranked sixth on the club in tackles (46), while collecting one sack and 5.5 tackles for losses ... only game he came off the bench was at UCLA Oct. 18 ... perhaps his best efforts were 7-tackle performances at Kansas State and Utah, and a 3-tackle, 1-sack display against Oregon State.

BLAY-MIEZAH'S CAREER STATISTICS

Year	UT	AT	TT	Loss	Sacks	Int	FR
2003	27	19	46	5.0-17	1-10	0	0
2004	15	10	25	4.0-5	0-0	0	0
Totals	42	29	71	9.0-22	1-10	0	0



GARRETT CROSS

TE 6-5 230
Chico, CA (Butte College)

Cross was a reliable offensive target for quarterback Aaron Rodgers, his former teammate at Butte College ... ranked as Cal's No. 3 receiver in 2004, finishing with 28 catches for 339 yards and five scores ... longest grab went for 49 yards (season opener at Air Force) ... had four games with receptions of at least 26 yards ... biggest game came vs. New Mexico State, gathering six balls for 65 yards and a score ... pulled in five catches for 40 yards at USC ... followed up with four receptions for 53 yards and a touchdown vs. UCLA and three receptions for 46 yards at Arizona in next two games ... missed Oregon game with a bruised thigh ... **2003** ... made an immediate impact as a transfer student, but had his season come to an abrupt end when he fractured his left leg during practice Nov. 11 ... caught a combined five passes for 88 yards and one touchdown in his final two games of the season vs. Arizona State (2 for 29) and Oregon (3 for 59, including an 18-yard TD) ... his seven grabs for 41 yards vs. USC equaled the most receptions by a Cal tight end in eight years ... also made a two-yard touchdown catch in that 34-31, triple-overtime win over the Trojans.

CROSS' CAREER STATISTICS

Year	Rec	Yds	Avg	TD	Long
2003	16	173	10.8	3	30
2004	28	339	12.1	5	49
Totals	44	512	11.6	8	49



JONATHAN GIESEL

OG 6-4 300
Los Banos, CA (Los Banos HS)

Giesel was the only senior on an offensive line in 2004 ... an honorable mention All-Pac-10 honoree ... named to Rivals.com All-Pac-10 Team ... started 11 games at left guard ... a converted defensive lineman who made a quick transition to offense ... earned his second Pac-10 All-Academic first team selection as a graduate student ... received his bachelor's degree in religious studies and competed as a master's candidate in education last fall ... received the team's Frank J. Schlessinger Coaches Award for commitment to athletics, academics and community ... **2003** ... started at left guard in eight of Cal's first 10 games last year, missing both the Oregon State and UCLA games due to a right knee injury ... sustained a pinched neck nerve in the Arizona State game Nov. 1 and was inactive the last three games of the regular season ... healthy enough to come off the bench in the Insight Bowl ... **2002** ... battled through knee miseries to make key contributions to the Bears' line ... started 11 of 12 games at right guard, missing only the Washington game due to his knee injury ... named the Bob Tessier Award recipient, given annually to the Most Improved Lineman on both offense and defense ... **2001** ... sat out the season due to a shoulder injury suffered during spring drills ... **2000** ... made an immediate impression as a true freshman and moved into the playing rotation at a defensive tackle spot ... injured his right thumb in the Utah opener, but returned the next week at Illinois ... however, tore his left biceps vs. the Illini ... following surgery, missed the rest of the season.



MATT GIORDANO

SAF 6-0 190
Fresno, CA (Fresno CC)

A heady player who provided speed, strength and depth to the Cal secondary ... a first team All-Pac-10 honoree who played with a cast on his hand due to a midseason fractured finger ... started last 10 games at rover ... ranked third on team with 61 tackles (41 solo) ... recorded 1.5 tackles for loss at Oregon State, including a two-yard sack ... tallied his most tackles coming off the bench in season opener at Air Force, totaling 11 tackles and an interception ... had eight solo tackles vs. New Mexico State ... recipient of the Joe Roth Award

for courage, attitude and sportsmanship ... **2003** ... started four games and figured prominently off the bench in nickel and dime coverage packages ... started first four games when regular starting safety Ryan Gutierrez was sidelined with a knee injury ... played off the bench the remainder of the season, but his 50 total tackles (32 solos) ranked fourth on the team ... he and Gutierrez combined for 144 tackles at the safety position ... belted out a game-high 12 tackles in his first game against Kansas State ... bagged 30 tackles in his four starts to open the campaign ... his only interception came in the 34-31 3OT victory over USC.

GIORDANO'S CAREER STATISTICS

Year	UT	AT	TT	Loss	Sacks	Int	BR
2003	32	18	50	2.5-9	0-0	1-15	1
2004	41	20	61	1.5-4	1-2	1-0	7
Totals	71	38	111	4.0-13	1-2	2-15	8




RYAN GUTIERREZ

SAF 6-0 190
Clovis, CA (Clovis HS)

An honorable mention All-Pac-10 choice as a senior, Gutierrez started at free safety and led the Bears with 79 tackles ... opened season at Air Force with 13 tackles, 1.5 for a loss, a forced fumble and a fumble recovery ... tallied 10 solo tackles against Oregon (11 total) ... combined for 13 tackles, 10 of them unassisted, at Arizona and vs. Arizona State ... served as a team co-captain ... **2003** ... totaled 93 tackles to rank third on the team as an honorable mention All-Pac-10 selection ... crowning moment came when he was named Defensive MVP of the Insight Bowl, ripping off a game-high 12 tackles (including 11 solo stops) against Virginia Tech ... appeared in 13 of the Bears' 14 games, although a preseason knee injury limited his play during the first four weeks of the campaign ... started at safety in each of the last 10 games ... won "The Big Hitter" Award for the player with the most big hits ... garnered five tackles for losses of 16 yards, while his five passes broken up ranked fourth on the defense ... during one three-game stretch in October, he pocketed 31 tackles vs. Oregon State (13), UCLA (5) and Arizona (13) ... three of his five tackles for loss came against Oregon State ... **2002** ... appeared in all 12 games, primarily on special teams ... blocked a punt in Cal's 55-38 win at Arizona State ... also forced and recovered one fumble at Michigan State in a 46-22 Bears' upset ... **2001** ... saw action in two games, the opener vs. Illinois and the finale at Rutgers ... **2000** ... came to Cal and redshirted while rehabilitating a knee injury suffered in high school.

GUTIERREZ'S CAREER STATISTICS

Year	UT	AT	TT	Loss	Sacks	Int	BR
2001	1	0	1	0.0-0	0-0	0-0	0
2002	13	1	14	0.0-0	0-0	0-0	0
2003	67	26	93	5.0-16	0-0	0-0	5
2004	50	29	79	2.0-3	0-0	1-15	5
Totals	131	56	187	7.0-19	0-0	1-15	10



WENDELL HUNTER

LB 6-1 230
Carson, CA (Carson HS)

Earned first team All-Pac-10 honors in 2004 and was twice named the Pac-10 Defensive Player of the Week (Oct. 23 & Nov. 13) ... ranks 13th on Cal's career tackle list with 213 stops ... second on the team with 70 tackles as a senior ... also tied for third on team with 6.0 tackles for loss totaling 21 yards ... slowed by a shoulder injury early in the season ... accounted for 10 tackles, eight solo, and a blocked pass at Oregon State before notching another eight solo tackles and nine total at USC that included two tackles for loss and an 8-yard sack ... also knocked down 10 tackles at both Arizona and Washington ... recorded two sacks against Arizona ... made pair of key interceptions at Washington, returning them for a combined 43 yards ... returned a blocked extra point late in the fourth quarter at Southern Miss for a defensive PAT and combined for nine tackles, one for a four-yard loss, in that final regular season game ... **2003** ... the honorable mention All-Pac-10 selection was

club's second-leading tackler, rattling off 94 tackles ... also paced Cal in sacks (8th in Pac-10) with seven and tied for the team lead in tackles for loss with 12 for team-high losses of 81 yards ... led Bears in fumble recoveries with two and added one interception and three pass break-ups ... pounded out five stops against Virginia Tech in the Insight Bowl, including a game-high two tackles for losses ... nabbed Pac-10 Defensive Player of the Week honors after Cal's 31-24 victory at Illinois Sept. 20, when he had a game-high 15 tackles and three sacks ... his final sack came on the last play of the game, when he dumped QB Jon Beutjer at the Cal 16-yard line to preserve the win ... **2002** ... the club's sixth-leading tackler with 43 stops, including 2.5 tackles for losses and one sack ... played in all 12 games, assuming the starting outside linebacker job in the Washington State game (Week 5) when senior Matt Nixon injured his knee ... started the next four games after the Cougar match-up, before coming off the bench for the final three contests of the season when Nixon returned ... pocketed a combined 21 tackles vs. WSU (9), Washington (6) and USC (6) ... presented the team's "Big Hit Award" following the season, an honor given to the player registering the most big hits during the year ... **2001** ... a big special teams contributor who accumulated six total tackles ... **2000** ... redshirted.

HUNTER'S CAREER STATISTICS

Year	UT	AT	TT	Loss	Sacks	Int	FR
2001	5	1	6	1.0-2	0-0	0-0	0-0
2002	31	12	43	2.5-16	1-9	0-0	1-0
2003	61	33	94	12.0-81	7-63	1-19	2-0
2004	53	17	70	6.0-21	3-11	2-43	1-16
Totals	150	63	213	21.5-120	11-83	3-62	4-16



CHASE LYMAN

WR 6-4 210
Los Altos Hills, CA (St. Francis HS)

A big, strong, physical receiver who battled a myriad of injuries (ankle, groin, hamstring, hip, appendicitis) during his Cal career ... suffered another setback following a knee injury at USC, requiring season-ending surgery following the game ... still racked up 386 yards and five touchdowns in the first

three games of the 2004 season ... was averaging 103.5 yards per game and NCAA-leading 29.6 yards per catch when his season ended ... had a career day at Oregon State, tying a school record with three touchdowns while notching a career-high 176 yards with five receptions to earn Pac-10 Offensive Player of the Week honors ... also harvested 111 yards and one touchdown on four receptions vs. New Mexico State the previous game ... **2003** ... filling in for an injured Geoff McArthur at the Insight Bowl, caught five passes for 149 yards and one touchdown against Virginia Tech ... his 149 yards against the Hokies set a school bowl game record and was the third-most receiving yards in the history of the Insight Bowl ... the bowl game was Lyman's only start of the season, as he was used sparingly in 10 regular season games ... averaged a team-high 21.3 yards per catch ... **2002** ... redshirted after undergoing surgery for a torn hamstring suffered on the first day of fall practice ... **2001** ... hunted down nine passes for 106 yards and one touchdown, starting three games in his sophomore campaign ... underwent an appendectomy during August camp and missed the season opener ... snared season-high three passes for 22 yards in Big Game at Stanford ... **2000** ... got off to a strong start with 11 receptions in Cal's first five games ... scored his first career TD on a 13-yard pass vs. Washington State.

LYMAN'S CAREER STATISTICS

Year	Rec	Yds	Avg	TD	Long
2000	19	313	16.5	2	47
2001	9	106	11.8	1	20
2003	12	256	21.3	1	43
2004	14	414	29.6	5	79
Totals	54	1,089	20.2	9	79



JONATHAN MAKONNEN

WR 6-0 200
Menlo Park, CA (San Francisco CC)

A possession receiver who was hampered by injuries his final two seasons ... missed first two games of 2004 with a hamstring injury and another four games after suffering a bruised liver at Arizona ... returned to action for regular season finale at Southern Miss and paced the Bears with eight catches for 99 yards in a start in the Holiday Bowl vs. Texas Tech ... hauled in another three at Arizona for 39 yards and a score ... **2003** ... played in three of Cal's first five games (Kansas State, Illinois, USC) before undergoing surgery for a stress fracture in his left foot Sept. 30 that caused him to miss the rest of the season ... received a medical redshirt waiver ... still hauled in 14 passes for 209 yards and one touchdown ... caught three passes for 37 yards in the Kansas State opener, then missed three straight games due to his painful foot ... returned to start at Illinois, grabbing four passes for 68 yards, then snared seven balls for 104 yards vs. USC ... caught a 20-yard touchdown pass from Reggie Robertson in the second overtime of that USC game ... **2002** ... Cal's leading receiver, hauling in 54 passes for 682 yards (12.6 yards per grab) and seven touchdowns to finish ninth in catches in the Pac-10 ... caught at least three passes in 11 of his 12 games ... started 10 games, including the first seven contests ... best individual game performance came against Washington State (7 rec., 136 yds., 1 TD) ... rang up two touchdown catches at both Washington and Arizona State.

MAKONNEN'S CAREER STATISTICS

Year	Rec	Yds	Avg	TD	Long
2002	54	682	12.6	7	40
2003	14	209	14.9	1	37
2004	15	170	11.3	1	17
Totals	83	1,061	12.8	9	40



JOE MANINGO

LB 6-1 230
Los Altos Hills, CA (Foothill College)

Gained honorable mention All-Pac-10 recognition as a senior in 2004 when he racked up 45 total tackles, including 9.0 for loss and six sacks ... his TFL and sack totals ranked second on the team ... started Cal's first three games and had four total starts on the year ... tallied four solo tackles, a 12-yard sack and a forced fumble vs. Stanford ... responsible for a pair of sacks each vs. Oregon and at Washington ... **2003** ... overcame a right knee injury to start the Bears' final seven games at middle linebacker last fall ... rung up 31 tackles, 2.5 tackles for losses of 17 yards, and 1.5 sacks in 10 games ... tied for the club lead with two interceptions, including a first-quarter pick of Kris Heavner pass against Arizona that he returned 51 yards to set up the game's first score.

MANINGO'S CAREER STATISTICS

Year	UT	AT	TT	Loss	Sacks	Int	BR
2003	19	12	31	2.5-17	1.5-12	2-57	4
2004	29	16	45	9.0-45	6.0-40	0-0	0
Totals	48	28	77	11.5-62	7.5-52	2-57	4



GEOFF McARTHUR

WR 6-1 200
Los Angeles, CA (Palisades HS)

A first team All-Pac-10 selection in 2004 after ranking fourth in the conference in receptions and receiving yards per game ... claimed Cal's all-time receiving yardage record with 3,188 yards (15.8 ypc, 20 TDs) ... also holds career reception record with 202 catches ... broke his left fibula in final regular season game at Southern Miss after playing through injuries most of season ... suffered an abdominal strain that limited his play in the season's first three

games ... finished season with 57 receptions for 862 yards and seven touchdowns, averaging 15.1 yards per catch and 78.4 yards per game ... recorded six of Cal's Top 30 all-time receiving performances and two of the 16 longest receptions in Cal history ... tied the school record with 11 career 100+ yard games ... had back-to-back 100+ yard games at USC and vs. UCLA ... tallied 101 yards and one score on seven catches at USC ... followed with 163 yards and two touchdowns on nine catches vs. UCLA ... 80-yard touchdown reception vs. Arizona State was eighth-longest in school history ... collected 121 yards and pair of touchdowns with eight grabs vs. Oregon ... received Cal's Ken Harvey Award for academic commitment and improvement ... **2003** ... earned second team All-America honors from *The Sporting News* and SportsIllustrated.com, and honorable mention All-America by Rivals.com ... also chosen second team All-Pac-10 and was voted Cal's Most Valuable Offensive Player ... named the team's Most Improved Player ... his 85 catches were the second most in Cal single-season history (Douglas, 100 in 1998), while his 1,504 yards ranked third in the Pac-10 record book and only 16 yards shy of the conference all-time best of 1,520, set by USC's Johnnie Morton in 1993 ... a freak accident during Cal's first practice session in Scottsdale, Ariz., Dec. 21 sidelined him for the Insight Bowl, as he fractured his right arm when his arm hit his knee during a reception attempt that involved no defensive contact ... blistered opposing defenses for 150 yards or more five times and cleared the 100-yard barrier in seven games, both Cal single-season marks ... his 6.54 receptions per game ranked fourth in the Pac-10 and 14th among NCAA Division I-A players ... combined for 22 catches, 425 yards and three touchdowns vs. Washington (6 rec., 180 yds., 1 TD) and Stanford (16 rec., 245 yds., 2 TDs) over the final two regular-season games ... earned Pac-10 Offensive Player of the Week for his performance at Stanford, as his receptions and yardage were both records in the history of the Big Game ... his 16 catches (245 yards, 2 TDs) against the Cardinal were also a Cal single-game mark and the second most in Pac-10 history ... connected with Aaron Rodgers on a 79-yard touchdown pass on Cal's first play from scrimmage against Washington ... named the College Male Athlete of 2003 by the Bay Area Sports Hall of Fame ... **2002** ... snared 36 passes for 454 yards and one TD, averaging 12.6 yards per catch ... started the first five games of the season ... a hamstring injury slowed him soon after, and he started only one game thereafter (vs. UCLA in Week 7) ... enjoyed three seven-grab games against Baylor (90 yards), Washington State (96) and Michigan State (62) ... **2001** ... logged four receptions for 32 yards in season opener vs. Illinois Sept. 1, but his arm injury suffered later that evening would sideline him for the remainder of the campaign ... lacerated his right triceps in a non-football related accident ... **2000** ... ended the season with a team-high 336 receiving yards despite playing much of the year with a painful thumb injury ... had three catches for 79 yards at Fresno State, including a 56-yard reception ... did not travel to Arizona State due to his thumb injury ... scored first career TD at Washington on a 24-yard pass early in the first quarter.

McARTHUR'S CAREER STATISTICS

Year	Rec	Yds	Avg	TD	Long
2000	20	336	16.8	2	63
2001	4	32	8.0	0	17
2002	36	454	12.6	1	47
2003	85	1,504	17.7	10	79
2004	57	862	15.1	7	80
Totals	202	3,188	15.8	20	80

MIKE McGRATH

DB 5-11 190
Watsonville, CA (Palma HS)

A special teams standout, McGrath was a second team All-Pac-10 pick as a sophomore in 2002 and an honorable mention selection in both '03 and '04 ... also a first team Pac-10 All-Academic and CoSIDA Academic All-District choice as a junior and senior ... played in all 12 games in 2004 ... joined the team

as a walk-on before earning a scholarship ... given the team's Ken Cotton Award as Cal's most courageous player ... **2003** ... in addition to his special teams play, saw increasing time in the defensive backfield ... had his season cut short when he sustained a fracture of both the tibia and fibula in his right leg at Oregon ... playing in 11 games, piled up 26 tackles and shared the team

lead with two interceptions ... earned the Scott Duncan Award as the team's most valuable special teams player ... registered three stops against Southern Mississippi (plus an interception) ... **2002** ... playing exclusively on special teams in all 12 games, had 21 tackles (17 solos) and forced one fumble ... belted out four special team tackles in Cal's opening game vs. Baylor ... forced a fumble at Michigan State ... **2001** ... saw action in four games and made one tackle in the Big Game at Stanford ... **2000** ... redshirted.

McGRATH'S CAREER STATISTICS

Year	UT	AT	TT	Loss	Sacks	Int	BR
2001	0	1	1	0.0-0	0-0	0-0	0
2002	17	4	21	0.0-0	0-0	0-0	0
2003	20	6	26	1.0-4	0-0	2-17	0
2004	12	7	19	0.0-0	0-0	0-0	0
Totals	49	18	67	1.0-4	0-0	2-17	0



RYAN RIDDLE

DE 6-3 250
Culver City, CA (El Camino JC)

Provided a relentless force on the outside front for the Bears ... garnered first team All-America accolades from *The Sporting News* and SportsIllustrated.com and second team honors from the Associated Press ... also voted first team All-Pac-10 ... set Cal single-season record for sacks (14.5), passing Andre Carter's 13.5 mark ... led Cal in tackles for loss (19.0-143) ... recorded a tackle for loss in all but one game ... ranked No. 1 in the Pac-10 and No. 3 nationally with 1.21 sacks per game ... stood No. 2 in the Pac-10 and No. 10 in the NCAA with 1.58 tackles for loss per game ... his 48 tackles (38 solo) were fourth on the team ... forced three fumbles and recovered one ... No. 7 on Cal's career sack list with 21.0 ... had season-high six tackles twice, at USC and Southern Miss ... tallied six sacks (66 yards) in final three games of regular season ... chosen Cal's defensive MVP ... **2003** ... despite starting only three games (Illinois, USC and UCLA), ranked second on the team in sacks (6.5) and third in tackles for losses (7.5 for 40 yards) ... notched 29 tackles during the season ... high-water mark came in Cal's defensive shutout of Southern Miss, when he had three sacks.

RIDDLE'S CAREER STATISTICS

Year	UT	AT	TT	Loss	Sacks	Int	BR
2003	20	9	29	7.5-40	6.5-38	0	1
2004	38	10	48	19.0-143	14.5-122	0	1
Totals	58	19	77	26.5-183	21.0-160	0	2



AARON RODGERS

QB 6-2 215
Chico, CA (Butte College)

Earned first team All-Pac-10 and honorable mention All-America honors (AP, *Pro Football Weekly*, SportsIllustrated.com) ... also a second team Pac-10 All-Academic choice as a senior ... declared for the NFL draft following his junior season in 2004 and was chosen in the first round (24th overall) by the Green Bay Packers ... chosen Cal's co-Offensive MVP and a team co-captain ... finished second in the Pac-10 in passing efficiency (154.3) behind USC's Matt Leinart ... was 17-5 in his career as Cal's starting quarterback ... threw 43 touchdowns and only 13 interceptions in his Cal career ... threw three or more touchdowns four times in '04 ... had 10 career passing games of 250+ yards, four of them in 2004 ... posted Cal's best career passing efficiency rating in school history with a 150.27 mark ... his 154.3 passing efficiency rating in 2004 stood No. 8 among all NCAA passers and ranked as the second-best ever at Cal (164.5, Dave Barr, 1993) ... recorded season-high 275 yards vs. Oregon, leading Cal back from a 13-point deficit to win the game, 28-27 ... tied NCAA single-game consecutive completions record at USC, connecting on his first 23 attempts (also: Tee Martin, Tennessee vs. South Carolina, 1998) and set a new NCAA overall consecutive completions record with 26 straight (three at Oregon State and 23 at USC), breaking Martin's 1998 record of 24 ... completed 29-of-34 for 267 yards and one touchdown overall vs. the Trojans and was named Pac-10 Offensive Player

of the Week for his effort ... named to the watch lists for the Walter Camp Foundation Player of the Year Award, the Maxwell Award and the Davey O'Brien Award ... **2003** ... did not start until Week 5 at Illinois, but guided the Bears to a 7-3 record as a starter from that point forward ... completed 61.6 percent of his passes (215-of-349) for 2,903 yards, 19 touchdowns and only five interceptions in 13 games to earn honorable mention All-Pac-10 notice ... his crowning moment came in the Insight Bowl, where he set Cal bowl records for passing yardage (394) and highest completion percentage (77.1%, 27-of-35), and accounted for four touchdowns (two passing, two rushing) while throwing no interceptions ... completed 15-of-17 passes for 245 yards in the second half, when Cal exploded for 31 points to overtake favored Virginia Tech in a 52-49 win ... produced the third- and fourth-highest total offensive outputs in school history in his final two 2003 games against Stanford (414 yards) and Virginia Tech (424) ... his 2,903 passing yards rank second on Cal's single-season list ... set a school record for lowest interception percentage with five picks in 349 attempts (his 1.43% eclipsed the old mark of 1.69% by Gary Graumann in 1977) and ranked third on Cal's all-time single-season list for pass efficiency with a 146.6 rating ... one of two offensive team captains ... spliced together two remarkable interception-free streaks during the season, opening his Cal career with 98 passes without a pick, then running off another 105-attempt skein that ended on his final pass at Oregon Nov. 8 ... earned Pac-10 Offensive Player of the Week honors twice in three weeks – at Arizona State Nov. 1 (17-of-22 for 307 yards, 3 TDs) and vs. Washington Nov. 15 (20-of-33 for 348 yards, 3 TDs) ... passed for 300 yards or more in five games, tying the school season record held by Pat Barnes ... averaged 319.1 yards over his last five outings – a period when he completed 68.2% of his passes (105-of-154) for 1,596 yards, 12 touchdowns and two interceptions ... besides the Offensive MVP performance at the Insight Bowl, rolled up 414 yards in total offense (359 passing, 55 rushing) in the regular season finale at Stanford, the highest total in the history of the Big Game (old mark was 409 by Jim Plunkett in 1969) and the third-highest day in total offense in Cal history.

RODGERS' CAREER STATISTICS

Year	Att	Com	Int	Pct.	Yds	TD	Long	Rtg
2003	349	215	5	61.6	2,903	19	79	146.58
2004	316	209	8	66.1	2,566	24	80	154.35
Totals	665	424	13	63.8	5,469	43	80	150.27



SID SLATER

LB 6-2 230
San Jose, CA (Mitty HS)

Earned eight starts at middle linebacker on the year and played in all 12 games ... ranked sixth on the team in tackles, recording 19 solo tackles and 20 assisted tackles for a total of 39 ... notched 14 total tackles, six of them unassisted, in the opener at Air Force ... named Cal's Most Improved Player at the

end of the season ... **2003** ... rebounded from knee surgery to make significant contributions at linebacker ... played in all 14 games, including starting assignments against Illinois, USC and Oregon State on consecutive weeks in midseason ... rattled off 28 tackles (including 13 unassisted) and 1.5 sacks ... also tied for club lead with two interceptions ... chalked up three tackles in the Bears' 34-31 upset over USC, a game in which he intercepted a second-quarter Matt Leinart pass that preserved Cal's 21-7 halftime lead ... his second interception of the season came in the Big Game against Stanford ... **2002** ... only game appearance occurred at Michigan State ... **2001** ... had four solo tackles on the year, all coming on special teams.

SLATER'S CAREER STATISTICS

Year	UT	AT	TT	Loss	Sacks	Int	BR
2001	4	0	4	0.0-0	0.0-0	0-0	0
2003	13	15	28	2.5-17	1.5-10	2-0	0
2004	19	20	39	1.5-3	0.0-0	0-11	2
Totals	36	35	71	4.0-20	1.5-10	2-11	2



TOM SVERCHEK

DL 6-3 300
San Luis Obispo, CA (San Luis Obispo HS)

One of the Cal's stalwarts on the defensive line, played both end and tackle his senior year ... started four games at tackle and the remaining eight at end ... a Pac-10 first team All-Academic selection ... notched six solo tackles and two sacks for 20 yards during his final home contest vs. Stanford ... tallied five tackles in back-to-back games vs. Oregon and at Washington ... recovered a fumble vs. Arizona State and broke up a pass at Southern Miss ... recipient of the Bob Tessier Award as Cal's most improved defensive lineman ... **2003** ... played in all 14 games, ranking eighth on the club in tackles with 36 stops ... also ranked fifth on the Bears in tackles for loss with 6.5 for 16 yards ... drew four starting assignments, vs. Kansas State, Oregon State, Arizona State and Stanford ... named to the Pac-10 All-Academic second team ... **2002** ... rebounded from injury-shortened freshman year to become one of the mainstays on the Bears' defensive line as a sophomore ... played in 10 games, with his only start coming in the season opener against Baylor ... mounted eight tackles on the season, including 2.5 stops for losses of eight yards ... **2001** ... was having a solid spring practice until being sidelined with a pinched nerve with a week to go ... did not see any action during the year ... **2000** ... redshirted.

SVERCHEK'S CAREER STATISTICS

Year	UT	AT	TT	Loss	Sacks	Int	BR
2002	4	4	8	2.5-8	0.5-5	0-0	1
2003	20	16	36	6.5-16	1.0-5	0-0	0
2004	21	9	30	6.0-14	5.5-35	0-0	1
Totals	45	29	74	15.0-65	7.0-45	0-0	2



BURL TOLER

WR 6-2 190
El Sobrante, CA (Bishop O'Dowd HS)

Cal's second-leading receiver as a junior in 2003, tendinitis in his knees limited him to just seven games during his senior campaign ... finished the year with eight catches for 78 yards and a score ... scored a season-highlight touchdown vs. Stanford on a 20-yard toss from running back Marshawn Lynch ... had pair of three-grab games vs. New Mexico State, for 37 yards, and at USC, for 16 yards ... given the Dink Artal Award as the player best exemplifying Cal spirit ... **2003** ... yanked down 48 passes for 609 yards and three touchdowns ... started 10 of 14 games ... came up big in the Bears' 52-49 Insight Bowl win over Virginia Tech, with a team-high six receptions for 84 yards ... had a seven-catch, 104-yard, one-TD performance at UCLA ... his 37-yard reception in the first quarter at Arizona State was the longest of his career ... **2002** ... saw action in 11 of 12 games, mostly on special teams ... had one reception during the year, a 12-yarder vs. Baylor in the season opener ... **2001** ... caught 12 balls for 174 yards (14.5 ypr) as a true freshman ... played in 10 of 11 games during the season ... led Cal in receiving at UCLA, shredding the Bruins secondary for 64 yards on four catches ... in the two games he started (Arizona and USC), recorded a combined four catches for 46 yards.

TOLER'S CAREER STATISTICS

Year	Rec	Yds	Avg	TD	Long
2001	12	174	14.5	0	21
2002	1	12	12.0	0	12
2003	48	609	12.7	3	37
2004	8	78	9.8	1	27
Totals	69	873	12.7	4	37